

Model 102XM Pallet Trucks: Maneuver Docks Effortlessly

Unrivalled for its rugged durability and maneuverability. The Model 102XM offers unparalleled productivity and performance whether your application is:

- › Loading and unloading pallets on the dock
- › Delivering pallets over the road to customers or retail stores
- › Moving pallets from backroom storage areas to retail shelving



The unique ergonomic handle provides smooth, comfortable operation, and allows one-handed operation for forward, reverse, lift, lower, and horn. In addition, easy-to-read displays on the handle include battery discharge indicator, hour meter, and error code display.

Using 102XMs on your dock or delivery trucks decreases the time spent unloading product - boosting your productivity and enabling you to move more product, with less effort and in less time.

Key Features & Benefits:

- › Easy access to the motor and components for servicing
- › Unmatched maneuverability with Raymond's Click-2-Creep feature and unique angled motor mounting
- › Anti-roll braking ensures the truck does not roll on a trailer until travel is requested by an operator
- › Raymond's exclusive Auto Power Off feature is programmable to power the truck down when idle to preserve battery life
- › Special packages are available for cold storage and extreme environments such as wet, caustic or corrosive applications




Maneuver dock plates with ease



Designed with the operator in mind



Galvanized option

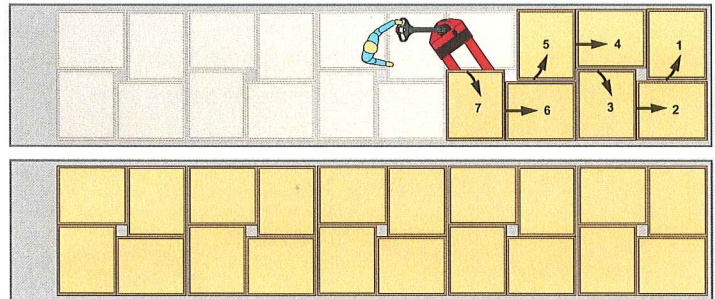
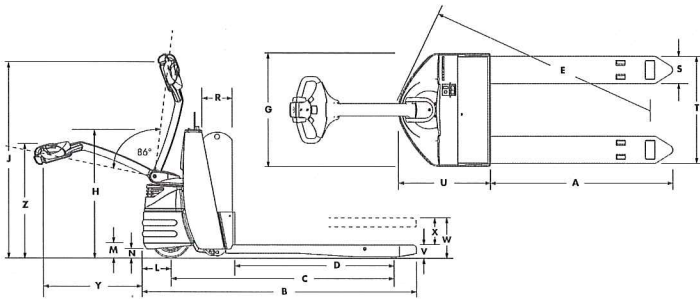


Fast easy servicing

RAYMOND
Above. And beyond.®

Specifications—Model 102XM

Pallet Truck



This versatile pallet truck can perform 108-degree pinwheel turns inside trailers increasing the pallets stored by up to 2 pallets. Pinwheel storage illustrated with standard GMA pallet (40"x48").

Dimensions and Specifications - 102XM

Nominal Fork Length†	in.	36	42	48
A Actual Fork Length	in.	33.5	39.5	45.5
B Overall Length	in.	56.6	62.6	68.6
C Wheelbase, Lowered/Raised	in.	43.9/40.8	49.9/46.8	55.9/52.8
D Load Wheel Location, Lowered/Raised	in.	27.9/24.6	33.9/30.6	39.9/36.6
G Truck OAW	in.	28		
H Power Unit Height	in.	31.2		
J Control Handle Height	in.	47.8		
L Bumper to Drive Tire Center	in.	7.0		
M Bumper Underclearance	in.	3.0		
N Toe Underclearance	in.	2.2		
R Battery Compartment Width*	in.	7.8		
S Fork Width (each)	in.	6.75		
T Fork OAW, Nominal/Actual†**	in.		27/26.5	
U Head Length	in.	23		
V Fork Down Height, Min/Max	in.	3.2/3.4		
W Elevated Height, Min/Max	in.	8.5/8.9		
X Lift	in.	5.4		
Y Handle Length	in.	24.9		
Z Handle to Floor	in.	27.8		
Drive Tire, rubber	in.	10 x 5		
Load Wheels, polyurethane	in.	3.25 x 4.5		
Truck Weight, less battery	lbs.	640		
Battery Connector		SB-175 red		
Battery Lead Position/Length	in.	B/18		
Battery Voltage	V	24		
Minimum Battery Weight	lbs.	200		

* 9.0 in. Battery Compartment is available as an option.

** Actual Fork OAW is .5 in. narrower than Nominal Fork

OAW for added truck maneuverability.

† 25 in., 22 in., and 18 in. also available.

Performance Specifications - 102XM

Capacity	lbs.	4500
Gradability empty	%	10
Gradability loaded, 2500/4500 lb. load	%	10/6 (2500/4500 lb. load)
Lift Time empty/loaded	sec.	3.0/3.9
Travel Speed empty/loaded	mph	3.6/3.4
Turning Radius*	in.	62.9
Right Angle Stacking*	in.	94.5

* For 48" truck.

RAYMOND

Above. And beyond.®

The Raymond Corporation
 P.O. Box 130
 Greene, NY 13778-0130
 Toll free 1 (800) 235-7200
 Fax 1 (607) 656-9005
 www.raymondcorp.com

Due to continuous product improvements, specifications are subject to change without notice. *Above. And beyond.* and *Raymond* are U.S. trademarks of The Raymond Corporation.

©2009 The Raymond Corporation, Greene, NY.

Printed in USA.

SIFB-1001 909RAY-05

